



Nevada

HUMANE SOCIETY

Care for pets. Find them homes. Save Lives.

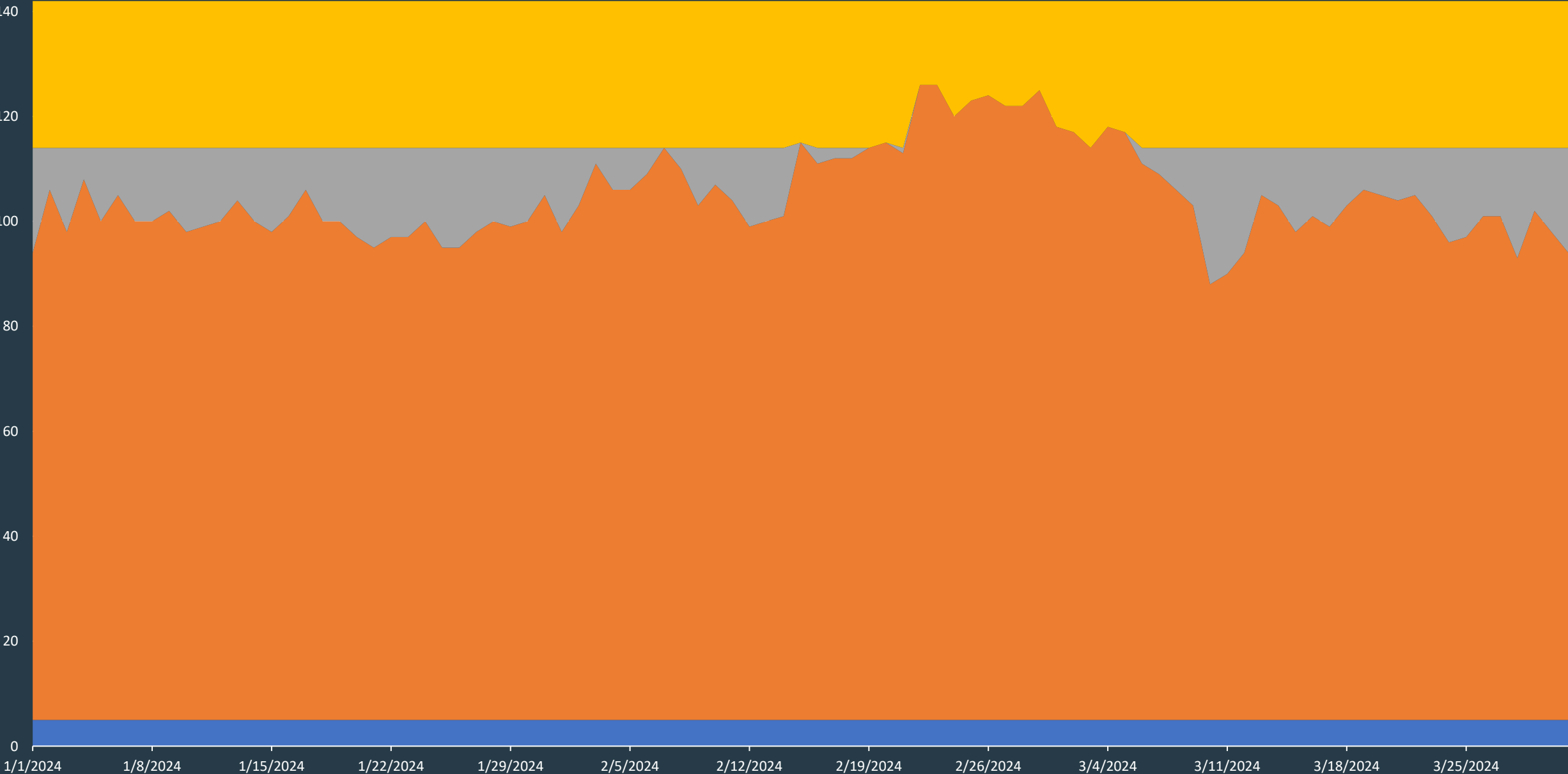
Q1 2024

Capacity

Reno Dog Kennel Capacity



Reno - Dog Kennel Capacity - Q1 2024



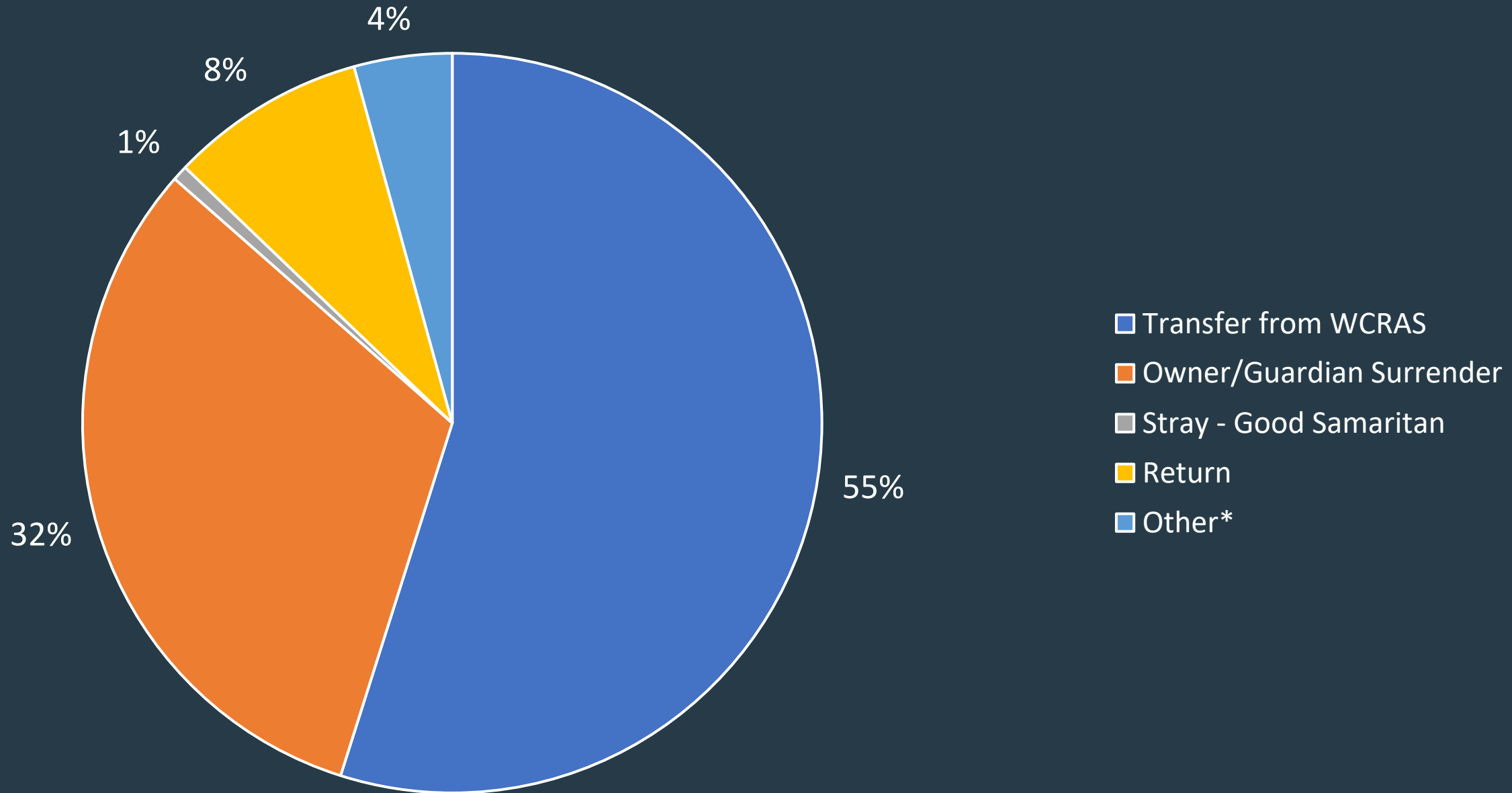
Reserved Occupied Available Emergency

Intakes

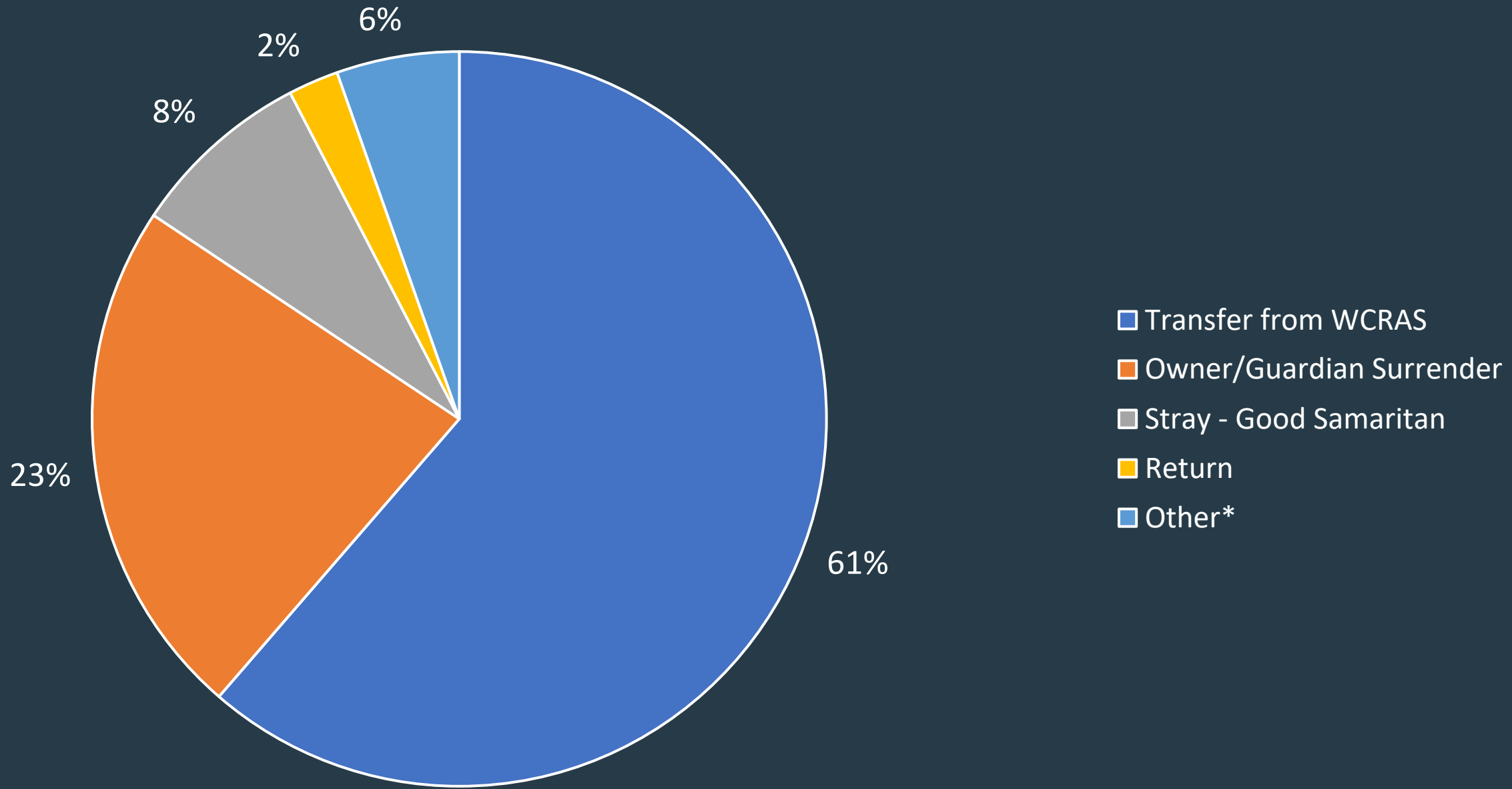
Reno Intakes – Dogs & Cats



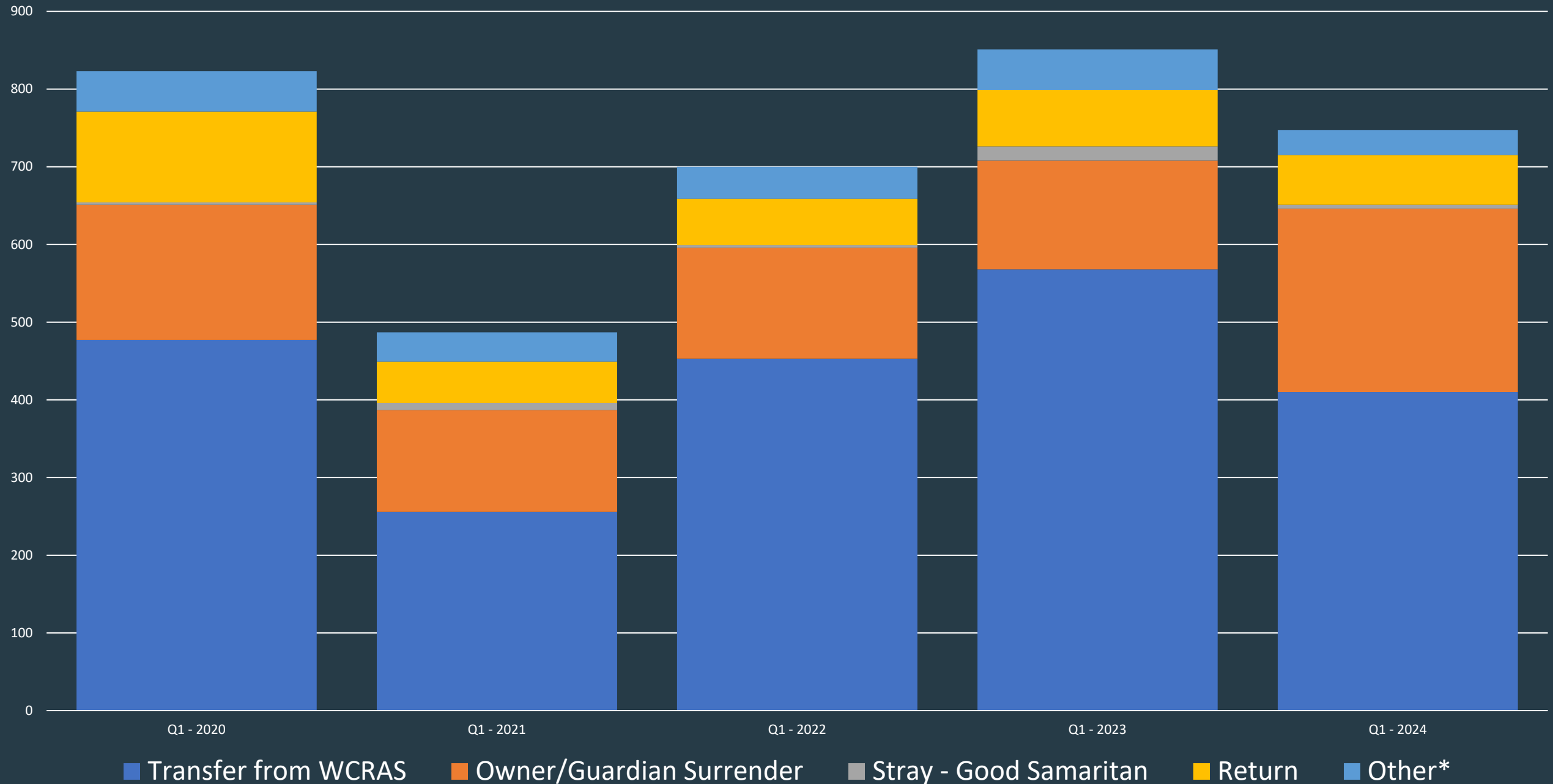
Reno Intakes - Dogs - Q1 - 2024



Reno Intakes - Cats - Q1 - 2024



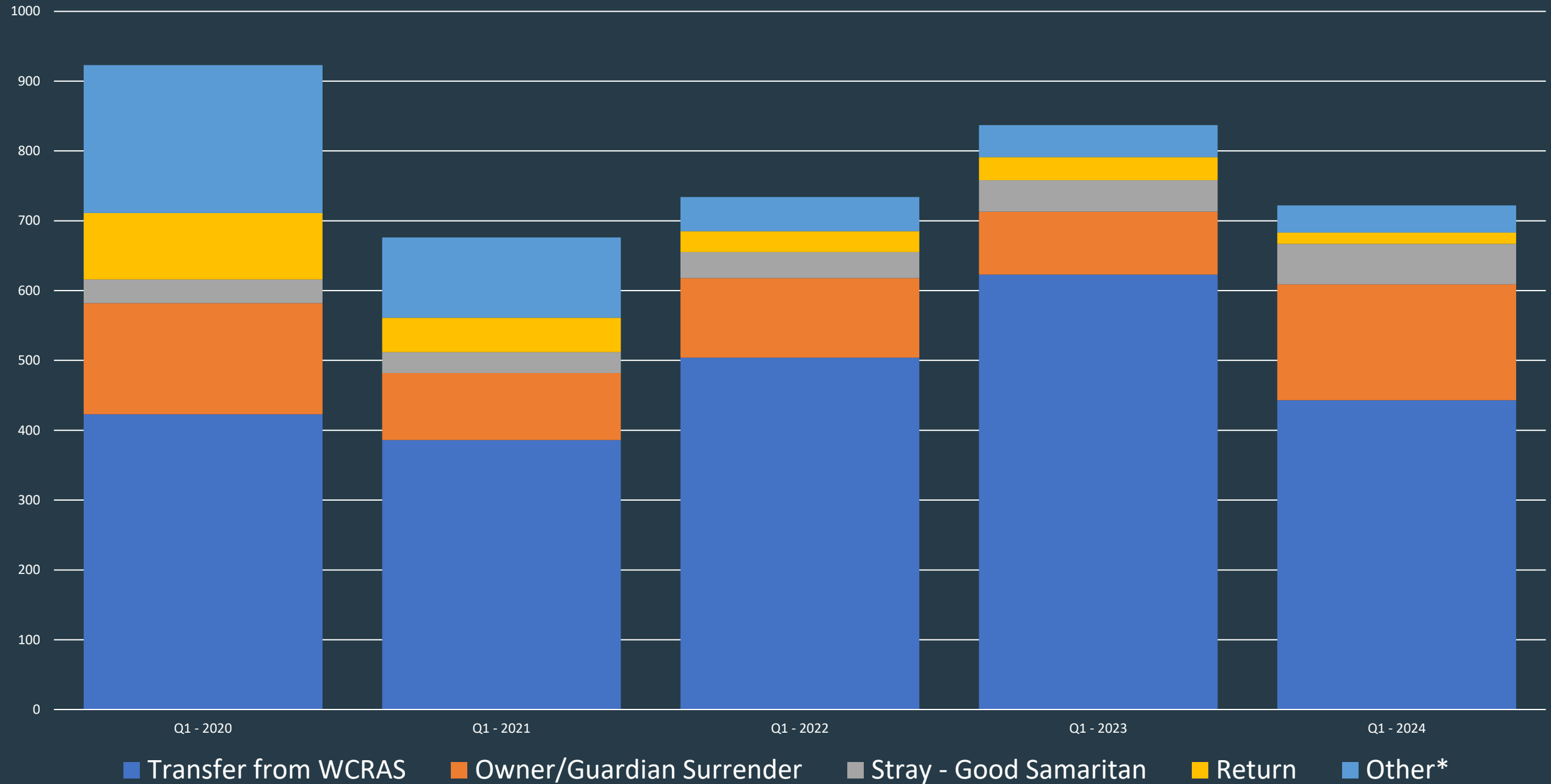
Reno Intakes - Dogs



Reno Intakes - Dogs

Type	Q1 - 2020	Q1 - 2021	Q1 - 2022	Q1 - 2023	Q1 - 2024	Trends
Transfer from WCRAS	477	256	453	568	410	
Owner/Guardian Surrender	174	131	143	140	236	
Stray - Good Samaritan	3	9	3	18	5	
Return	117	53	60	73	64	
Other*	52	38	41	52	32	
Total	823	487	700	851	747	

Reno Intakes - Cats



Reno Intakes - Cats

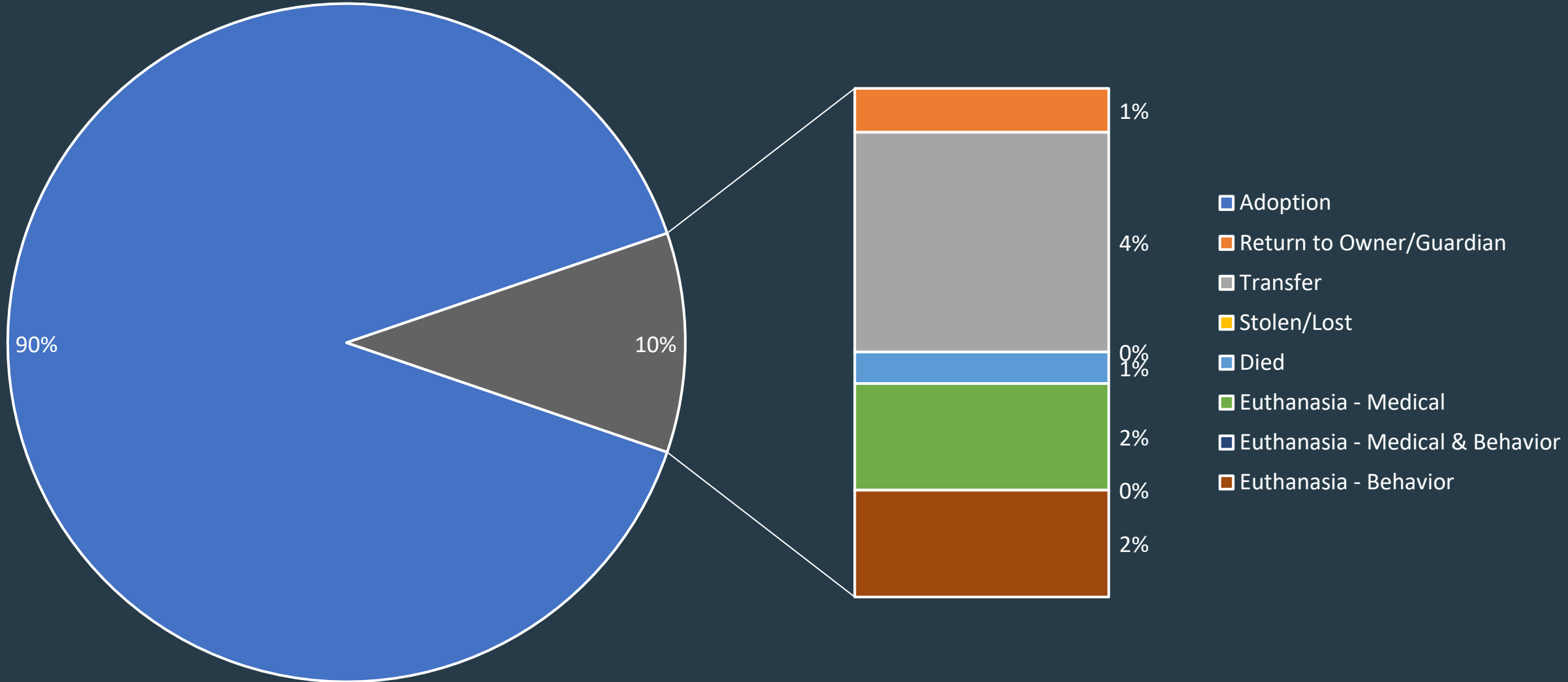
Type	Q1 - 2020	Q1 - 2021	Q1 - 2022	Q1 - 2023	Q1 - 2024	Trends
Transfer from WCRAS	423	386	504	623	443	
Owner/Guardian Surrender	159	96	114	90	166	
Stray - Good Samaritan	34	30	37	45	58	
Return	95	49	30	33	16	
Other*	212	115	49	46	39	
Total	923	676	734	837	722	

Outcomes

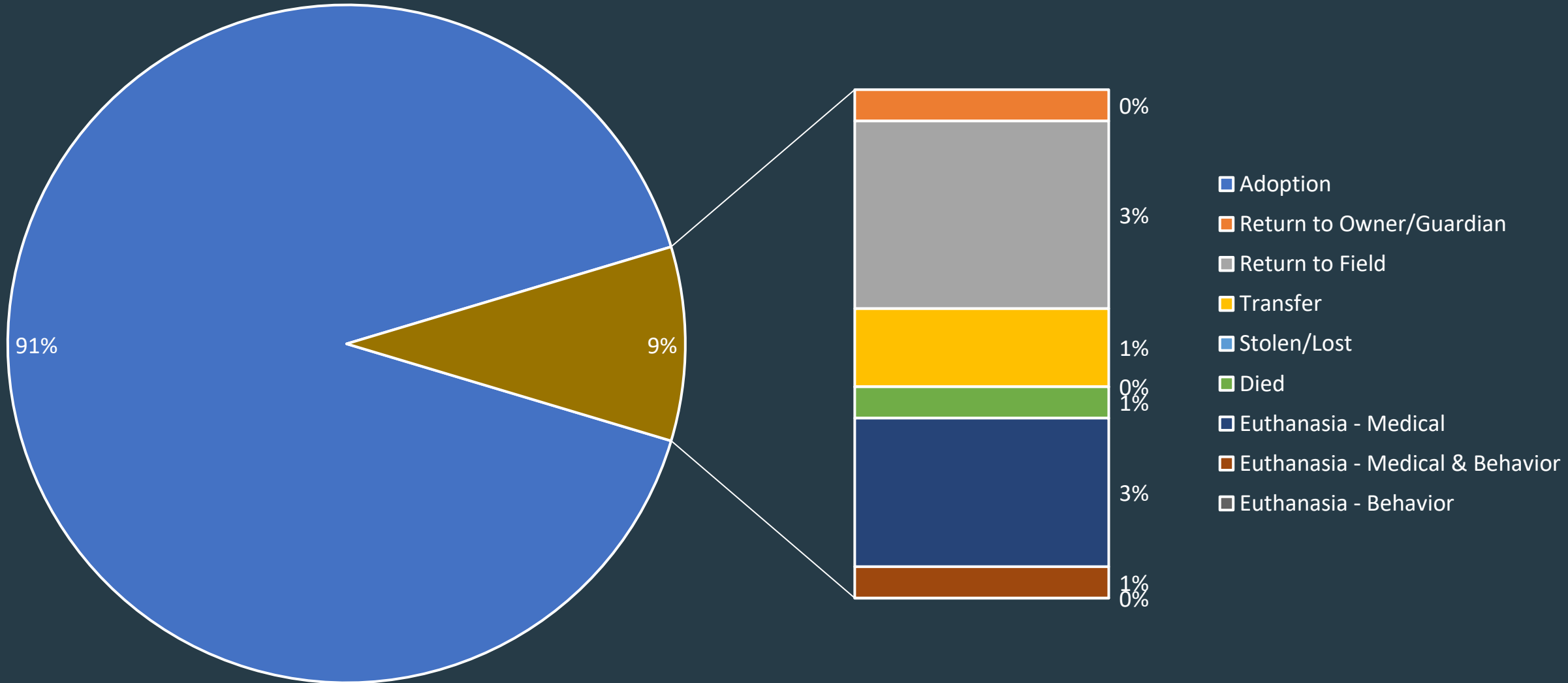
Reno Outcomes – Dogs & Cats



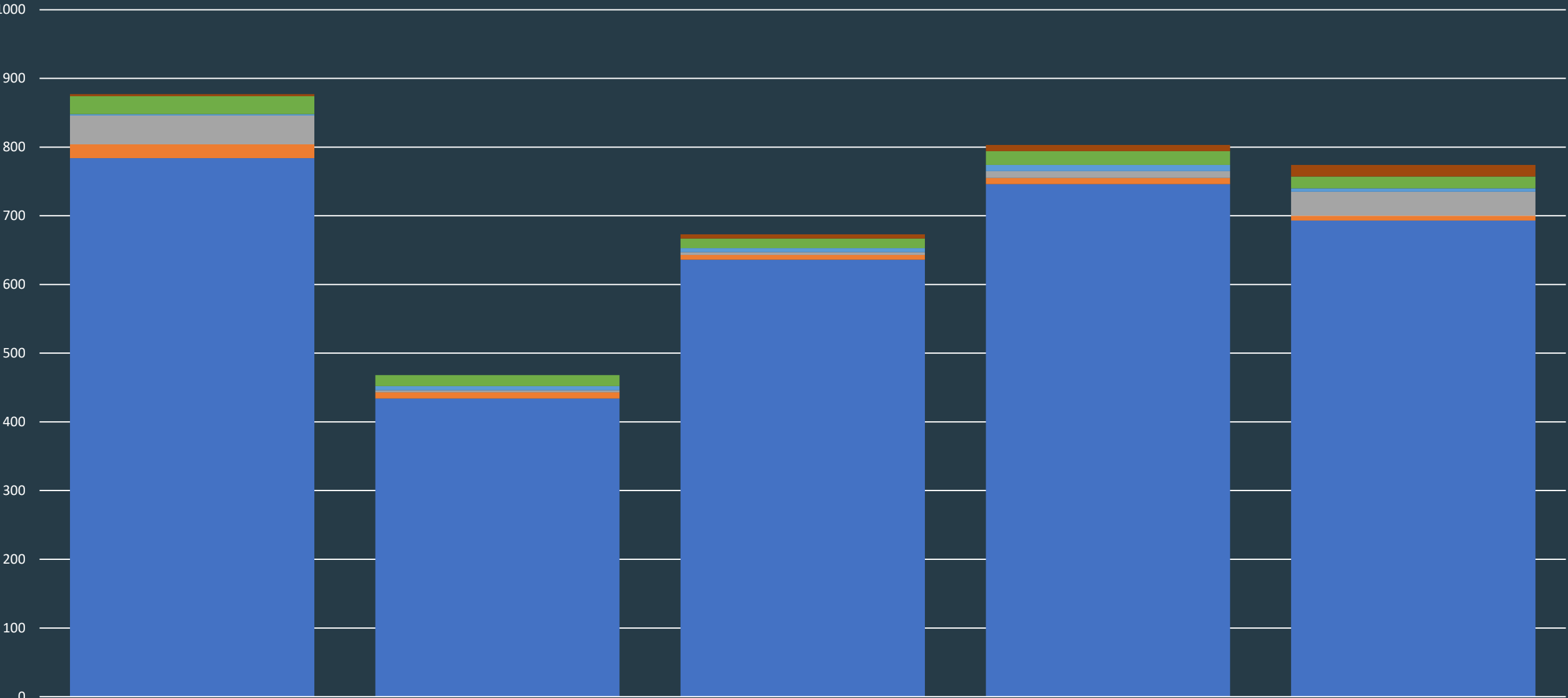
Reno Outcomes – Dogs – Q1 - 2024



Reno Outcomes - Cats - Q1 - 2024



Reno Outcomes - Dogs

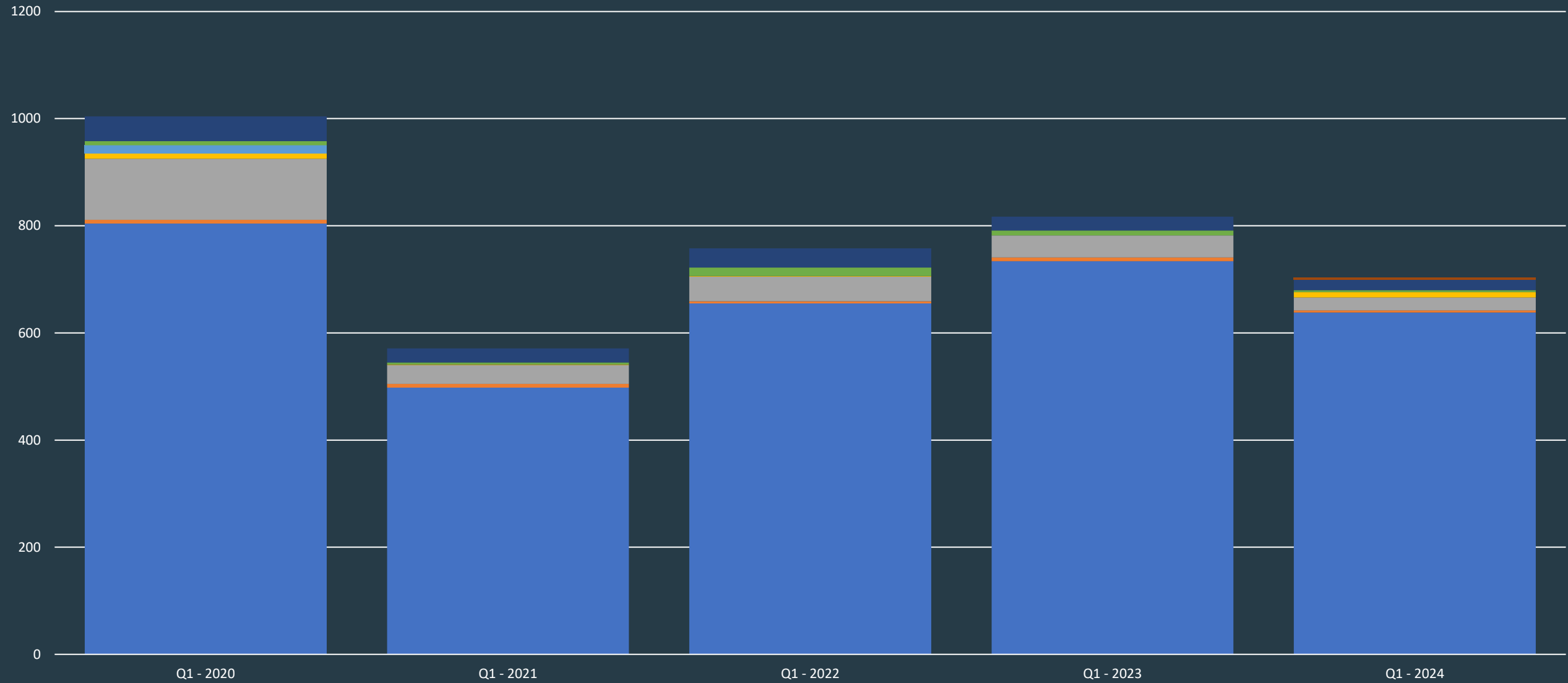


- Adoption
- Return to Owner/Guardian
- Transfer
- Stolen/Lost
- Died
- Euthanasia - Medical
- Euthanasia - Medical & Behavior
- Euthanasia - Behavior

Reno Outcomes - Dogs

Type	Q1 - 2020	Q1 - 2021	Q1 - 2022	Q1 - 2023	Q1 - 2024	Trends
Adoption	784	434	636	746	693	
Return to Owner/Guardian	20	9	7	9	7	
Transfer	42	3	4	10	35	
Stolen/Lost	0	0	0	0	0	
Died	2	6	6	9	5	
Euthanasia - Medical	26	16	14	20	17	
Euthanasia - Medical & Behavior	0	0	0	0	0	
Euthanasia - Behavior	3	0	6	9	17	
Total	877	468	673	803	774	

Reno Outcomes - Cats



Adoption

Return to Owner/Guardian

Return to Field

Transfer

Stolen/Lost

Died

Euthanasia - Medical

Euthanasia - Medical & Behavior

Euthanasia - Behavior

Reno Outcomes - Cats

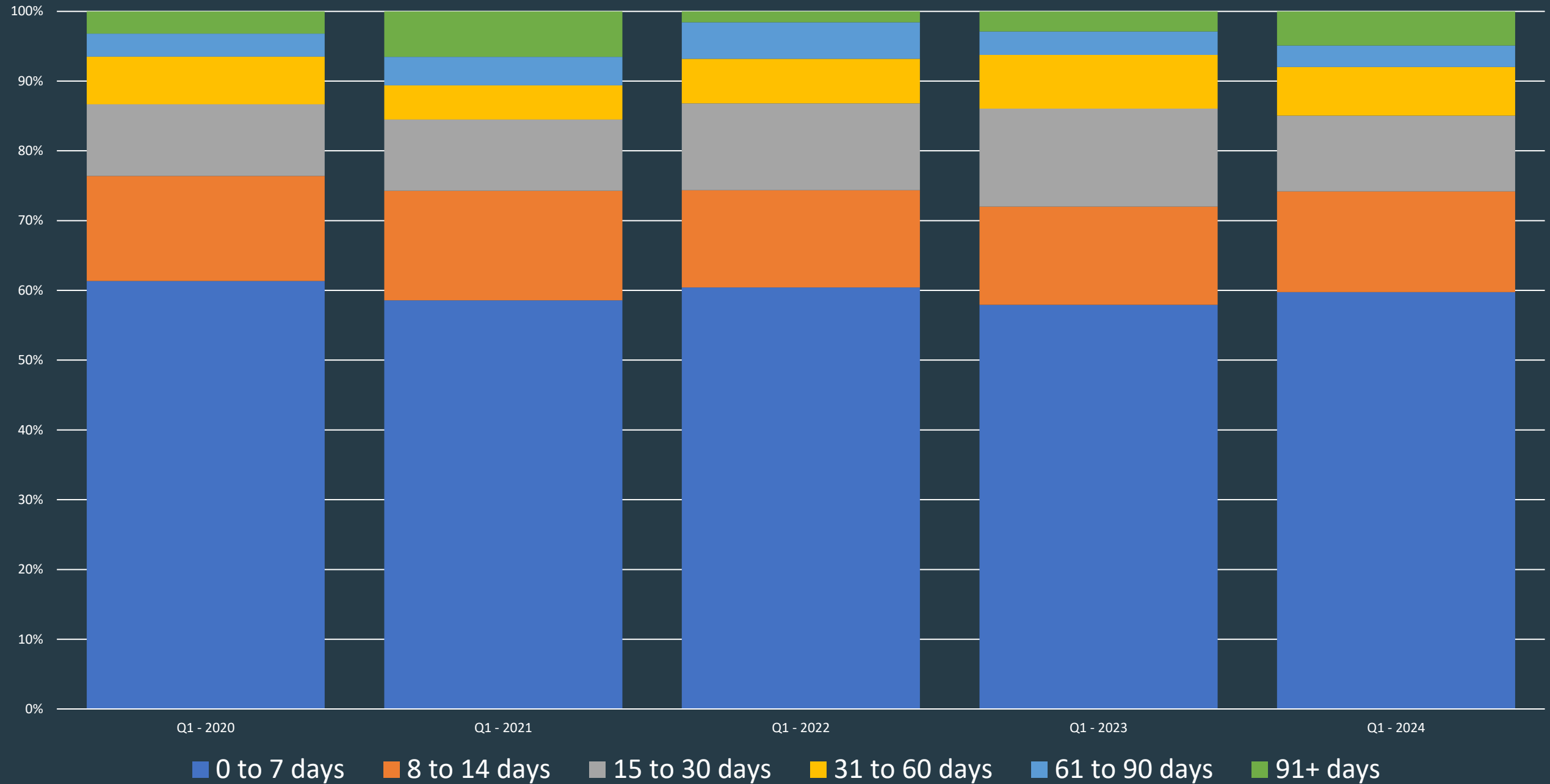
Type	Q1 - 2020	Q1 - 2021	Q1 - 2022	Q1 - 2023	Q1 - 2024	Trends
Adoption	804	498	655	734	638	
Return to Owner/Guardian	7	7	4	7	4	
Return to Field	114	35	46	41	24	
Transfer	10	1	1	0	10	
Stolen/Lost	15	0	0	0	0	
Died	8	4	16	9	4	
Euthanasia - Medical	46	26	36	26	19	
Euthanasia - Medical & Behavior	0	0	0	0	4	
Euthanasia - Behavior	0	0	0	0	0	
Total	1004	571	758	817	703	

Length of Stay (LOS)

Reno Outcome Based LOS – Dogs & Cats



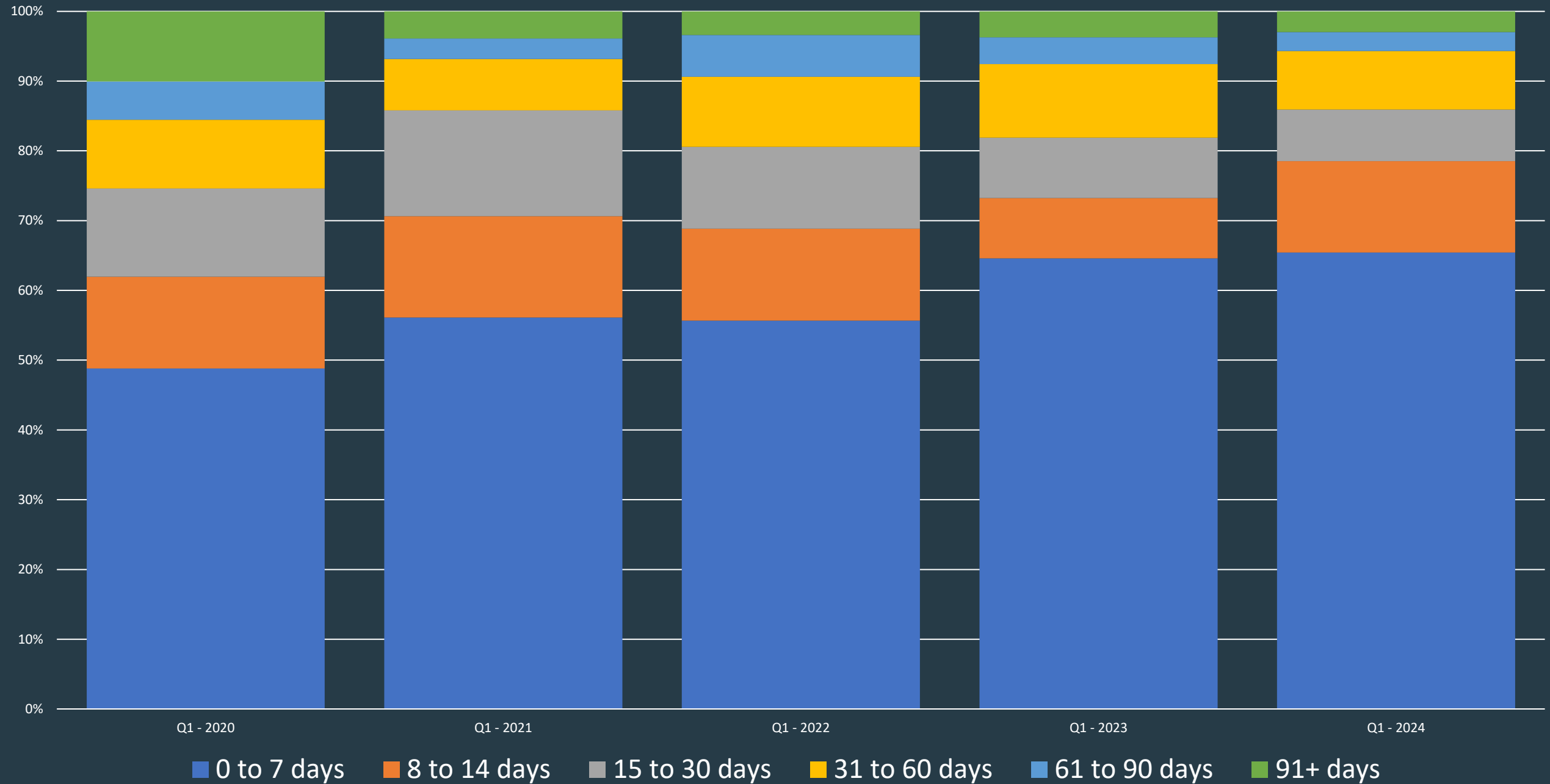
Reno LOS - Dogs









Reno LOS - Dogs

Type	Q1 - 2020	Q1 - 2021	Q1 - 2022	Q1 - 2023	Q1 - 2024	Trends
0 to 7 days	61%	59%	60%	58%	60%	
8 to 14 days	15%	16%	14%	14%	14%	
15 to 30 days	10%	10%	12%	14%	11%	
31 to 60 days	7%	5%	6%	8%	7%	
61 to 90 days	3%	4%	5%	3%	3%	
91+ days	3%	7%	2%	3%	5%	

Reno LOS - Cats



Reno LOS - Cats








Type	Q1 - 2020	Q1 - 2021	Q1 - 2022	Q1 - 2023	Q1 - 2024	Trends
0 to 7 days	49%	56%	56%	65%	65%	
8 to 14 days	13%	15%	13%	9%	13%	
15 to 30 days	13%	15%	12%	9%	7%	
31 to 60 days	10%	7%	10%	11%	8%	
61 to 90 days	5%	3%	6%	4%	3%	
91+ days	10%	4%	3%	4%	3%	

Public Services









Reno Public Services – Dogs & Cats



Reno Public Clinic Services

Type	Q1 - 2020	Q1 - 2021	Q1 - 2022	Q1 - 2023	Q1 - 2024	Trends
Cat Neuter	0	159	175	88	119	
Cat Spay	0	181	158	119	123	
Dog Neuter	0	15	30	14	2	
Dog Spay	0	28	33	24	1	
Vaccination	0	1746	1434	1230	2517	
Microchip	0	111	75	68	130	
Total	0	2240	1905	1543	2892	

Reno Community Cats – Q1 2024

Type	Jan	Feb	March	Total	Trends
Working Cat Adoptions	2	8	13	23	
Return To Field	0	9	15	24	
Colony Caretakers	28	36	44	-	
Pet Pantry - Colony (LBS)	4,850	5,250	5,103	15,203	
Pet Pantry - Colony Cats	505	587	618	1710	
Community Phone Calls	242	228	205	675	
Community Emails	283	245	212	740	
Trap Rentals	6	2	4	12	

Thank you!



Nevada
HUMANE SOCIETY